



Skritter Quickstart Guide


this should take about 5 minutes

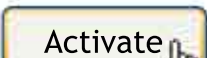
Here's how you can give Skritter a try using your promotional code:

1 Go to skritter.com/signup, and click on "Additional Payment Options" link under the Billing Information Header. Click on "use a coupon code" and enter your code, then click the "Signup" button.

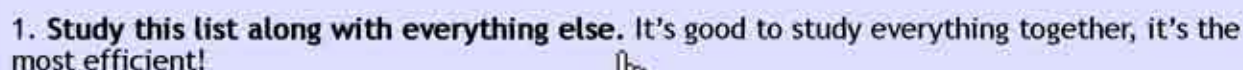


2 On the welcome page, click on the big "Practice" button. On the next page, click on the "Study from a textbook" link  [Study from a textbook](#) .

3 You will see an alphabetical list of textbooks, scroll down to find Integrated Chinese 1 3rd edition, and click the link. Then click the "Study List" button .

4 You will see a pop up window with a list of sections. Leave all the section checkboxes checked and scroll to the bottom and click on the "Activate" button .

5 Click the first option "Study this list along with everything else:"



1. **Study this list along with everything else.** It's good to study everything together, it's the most efficient!

To get more information on how to work Skritter, give the tutorial a try. When you are logged in, go to [Skritter.com](https://skritter.com) and click on the tutorial link to the right of the "practice" button.

? You can get more detailed help by clicking on the "help" tab at the top of the page when logged in, or going to skritter.com/faq. If you would like to make a suggestion, report a bug, or ask a question, contact us at skritter.com/contact; we respond to every inquiry personally.